

Access Rules

- Keep to formed tracks.
- Do not litter.
- Respect private land – if in doubt ask permission.
- Shooting is prohibited.
- Fires in formal fireplaces or firepots only.
- Do not fell trees.

Responsible Boating

Boat anglers are reminded to take care at all times and observe the areas prohibited for navigation 300 metres upstream of the Rowallan Dam. Practice minimal impact boating by accelerating gently in shallow water to avoid the underwater wash from the propeller jet stirring up silt and mud. This sediment clouds the water, disturbs sensitive weed beds, smothers aquatic plants and degrades fish habitat.

Remember

- Check your wash- if its white it's all right - if it's brown slow down.
- Fishing from a boat within 100 metres of an angler fishing from the shore is prohibited unless the boat is securely moored.
- Do not park on or obstruct boat ramps.

Lake Level

Information on current lake level for Lake Rowallan is available from www.hydro.com.au/water/lake-levels

Report any unusual fish captures or algal sightings immediately to the Inland Fisheries Service

Report illegal activities to Bushwatch 1800 333 000

CONTACT DETAILS

17 Back River Road,
New Norfolk, 7140
Ph: 1300 INFISH
www.ifs.tas.gov.au



Lake Rowallan Anglers Access

REGION: NORTH WEST



Inland Fisheries Service

Tasmanian Government

Getting There

From Deloraine take the B12 past Mole Creek, turn left on to the C138 then on to the C171 past Lake Parangana.

Background

Lake Rowallan is situated in the upper reaches of the Mersey River Valley and is the first of two Hydro Tasmania impoundments constructed on the Mersey River. The lake is a very popular family fishing and camping destination but is subjected to regular water level fluctuations.

Recreational Fishery Management

Lake Rowallan is managed by the Inland Fisheries Service. Natural recruitment of brown trout and rainbow trout maintains the quality of angling.

Angling Notes

The most popular method is set rod bait fishing using natural baits, worms, mudeyes or wood grubs. Trolling from a boat or spinning from the shore is also very popular early or late in the season when the water temperatures are low. All commonly used artificial trout lures can be effective. Large gum beetle falls often occur during November and December, early morning midge hatches and evening mudeye migrations can be found during the warmer summer months and fly-fishing from a boat or along the shores can be very productive. When the water level is low during the summer months walking the steeper rocky banks using polaroids can be very productive on sunny days. Dry fly patterns such as cocky bondu's, red tag and march brown are popular choices. Later in the season (January- February) evening fly fishing using dry mudeye or corby moth patterns will prove productive. Spinning or trolling flatfish and cobra wobblers continues to take many well-conditioned brown and rainbow trout.

Code of Conduct

- Be aware of and comply with fishing regulations.
- Respect the rights of other anglers and users.
- Protect the environment.
- Carefully return undersized, protected or unwanted catch back to the water.
- Fish species and other organisms must not be relocated or transferred into other water bodies.




Angling Regulations

To fish in any open public inland water in Tasmania you must hold a current Inland Angling Licence unless you are under 14 years of age. A summary of the regulations are contained within the *Tasmanian Inland Recreational Fishing Code*.

Note: The Mersey River above Lake Rowallan is a designated rainbow trout fishery and is open from the Saturday nearest the 1st October to the Sunday nearest 31st May.

Species	Minimum size	Bag limit
Brown trout, Rainbow trout	300 mm	12*
River blackfish	220 mm	12

* Combined daily bag limit of 12.

Method	Season
 Fly fishing  Artificial lures  Bait fishing	From the Saturday nearest to the 1st October to the Sunday nearest the 31st May.

Blackfish illustration W. Fulton


Protect our Waters

Recreational anglers have a responsibility to look after fisheries resources for the benefit of the environment and future generations.

- Do not bring live or dead fish, fish products, animals or aquatic plants into Tasmania.
- Do not bring any used fishing gear or any other freshwater recreational equipment that may be damp, wet or contain water into Tasmania. **Check, clean and dry** your fishing equipment before entering Tasmania.
- Do not transfer any freshwater fish, frogs, tadpoles, invertebrates or plants between inland waters.
- Check your boat, trailer, waders and fishing gear for weed and other pests that should not be transferred before moving between waters.
- Do not use willow (which is a plant pest) as a rod support as it has the ability to propagate from a strike.

Native Fish Management

The lake has populations of climbing galaxias (*Galaxias brevipinnis*) and the spotted galaxias (*G. truttaceus*). Both species commonly grow to between 120 mm and 140 mm in length. Anglers may encounter River blackfish (*Gadopsis marmoratus*).



Blackfish

Recreational Use

There is a well sign posted gravel boat ramp situated on the north eastern side of the lake, but it can be difficult to use during times of low water levels. There are no other facilities. Campers should bring a chemical or portable toilet.

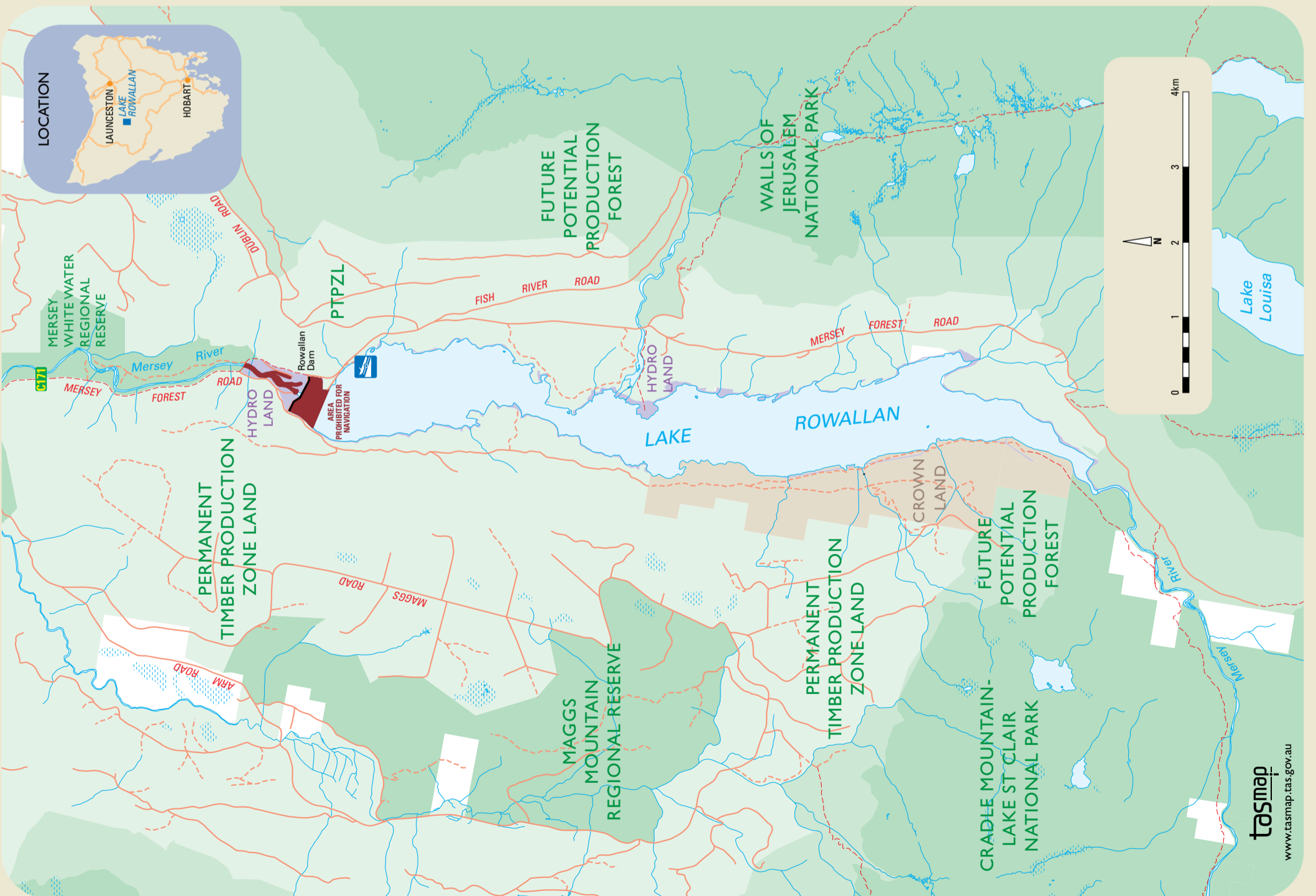
Brown trout



Rainbow trout



Brown and Rainbow trout illustrations Trevor Hawkins



To Deloraine